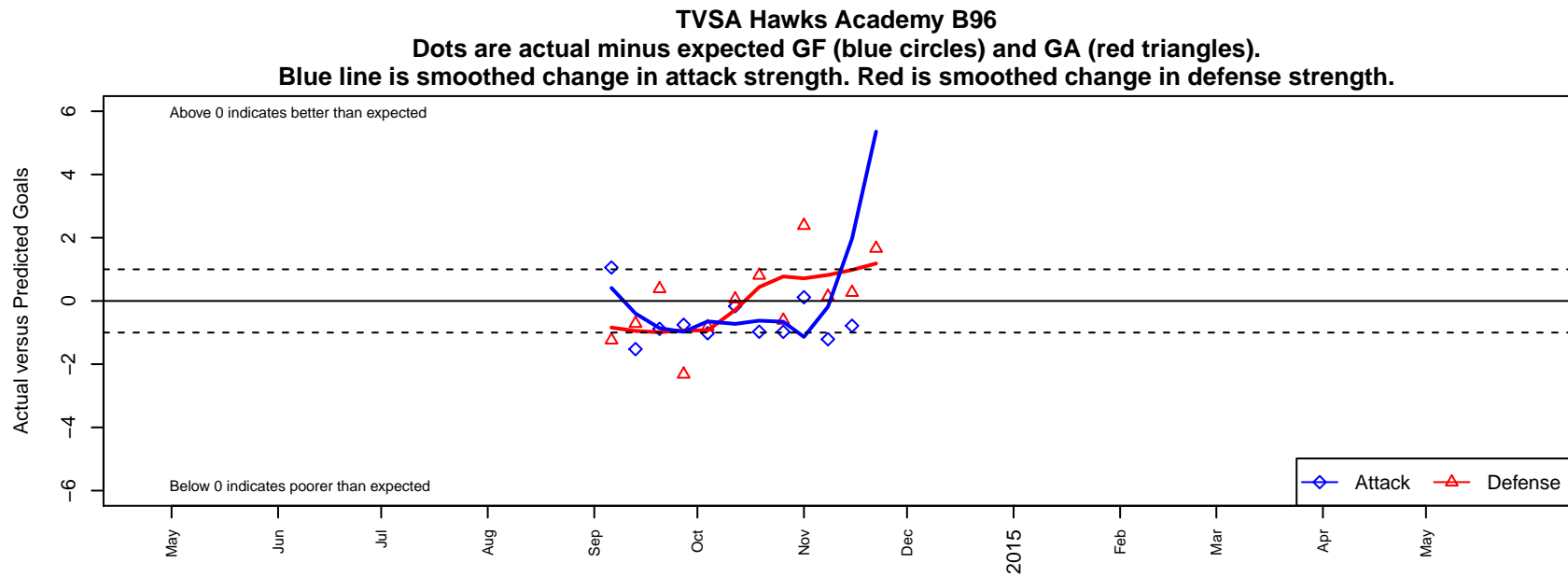


TVSA Hawks Academy B96

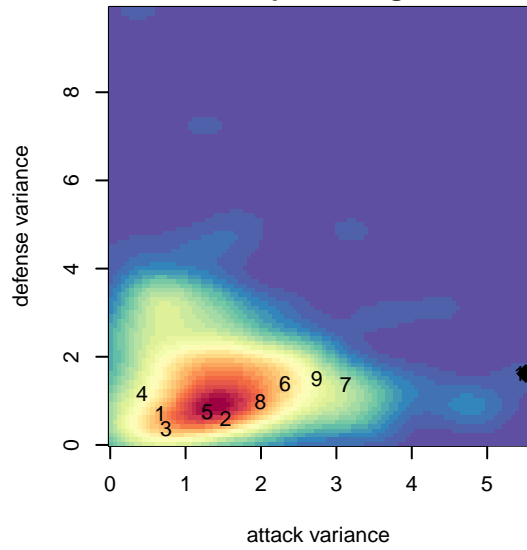
alt names used:

Venues played:
2014 SCDL FI1 U19

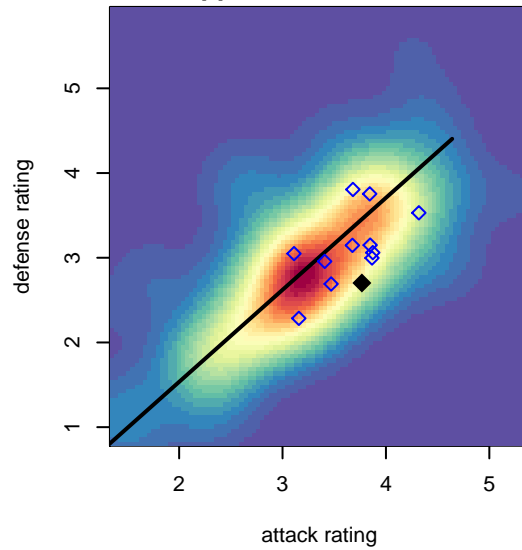
, CAS
B96 total strength=1733
attack=43.27 defense=14.91
fall league = SCDL FI1 U19



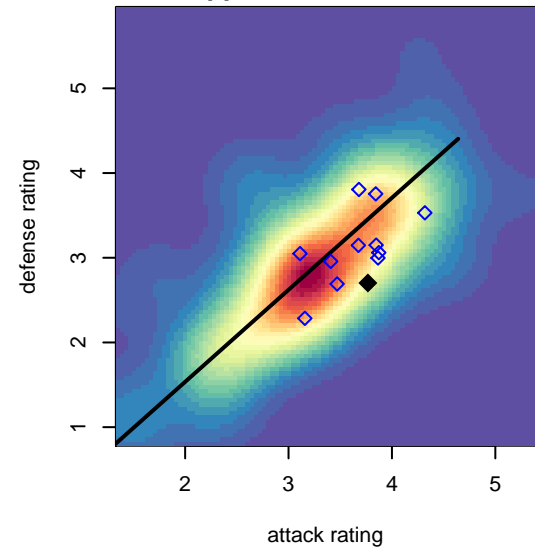
**attack and defense variance (black dot)
relative to other teams
and top 10 in region**



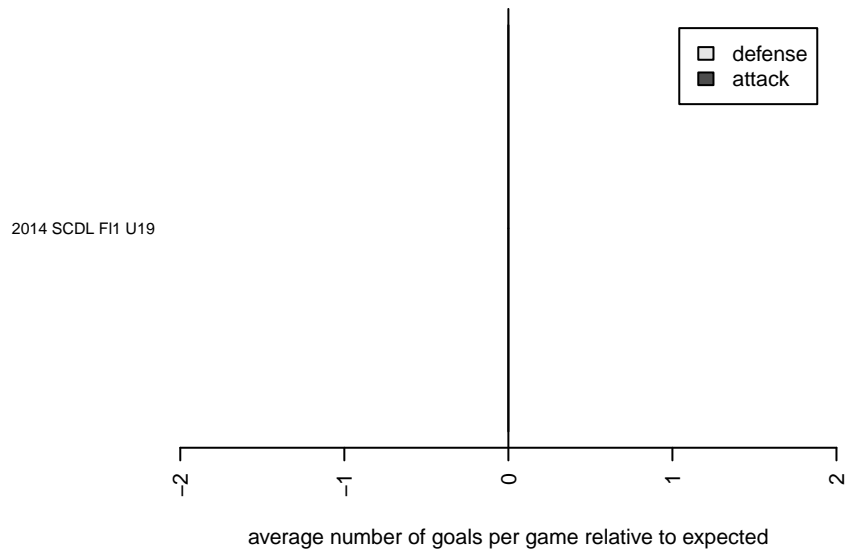
**attack and defense rating
relative to others at age
and all opponents in last 13 months**



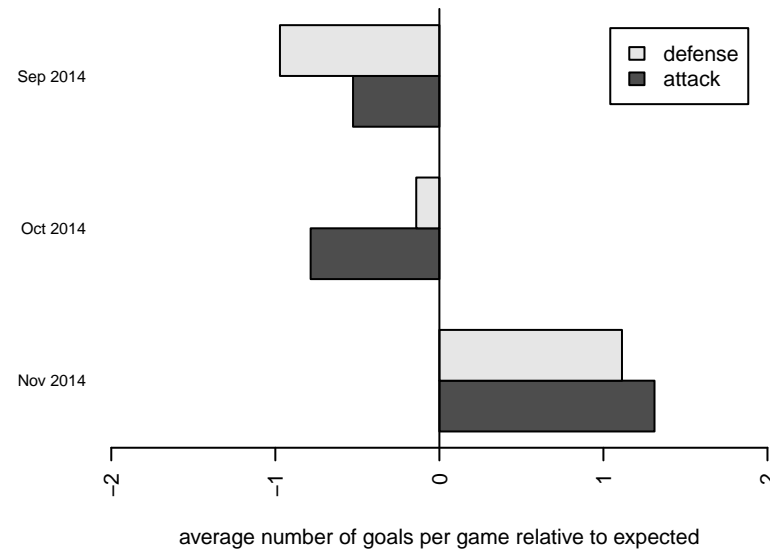
**attack and defense rating
relative to others at age
and all opponents in last 13 months**



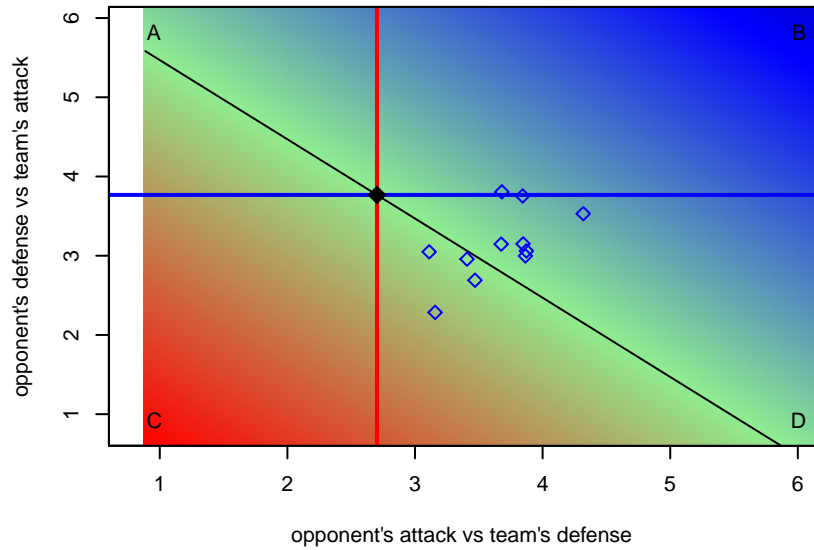
Performance relative to 13 month average



Performance relative to 13 month average



Distribution of opponents
 Red = Lose zone, Blue = Win zone, Green = Even
 Black line separates win/lose zones



lot. A=Neither has attack advantage, B=Opponent has both attack and defense advantage, C=Opponent has both attack and defense disadvantage, D=Both have

date	home		away		venue	pred.home	pred.away
2014-11-22	TVSA Hawks Academy B96	11	Pateadores Academy B95	0	2014 SCDL F11 U19	3.88	1.66
2014-11-15	RSF Attack Academy B96	3	TVSA Hawks Academy B96	1	2014 SCDL F11 U19	3.27	1.78
2014-11-08	TVSA Hawks Academy B96	0	West Coast FC B96	5	2014 SCDL F11 U19	1.21	5.14
2014-11-01	Beach FC B96	1	TVSA Hawks Academy B96	2	2014 SCDL F11 U19	3.38	1.88
2014-10-26	Strikers FC North McManus B95	4	TVSA Hawks Academy B96	0	2014 SCDL F11 U19	3.39	0.98
2014-10-19	TVSA Hawks Academy B96	0	San Diego SC Academy Navy B96	2	2014 SCDL F11 U19	0.97	2.81
2014-10-12	TVSA Hawks Academy B96	2	FC Los Angeles Black B96	2	2014 SCDL F11 U19	2.16	2.06
2014-10-04	CZ Elite Zein B96	4	TVSA Hawks Academy B96	1	2014 SCDL F11 U19	3.18	2.02
2014-09-27	TVSA Hawks Academy B96	1	Slammers FC HB B96	5	2014 SCDL F11 U19	1.75	2.68
2014-09-20	Beach FC B96	3	TVSA Hawks Academy B96	1	2014 SCDL F11 U19	3.38	1.88
2014-09-13	TVSA Hawks Academy B96	1	Real So Cal White B96	3	2014 SCDL F11 U19	2.52	2.29
2014-09-06	Legends FC B96	3	TVSA Hawks Academy B96	3	2014 SCDL F11 U19	1.76	1.94